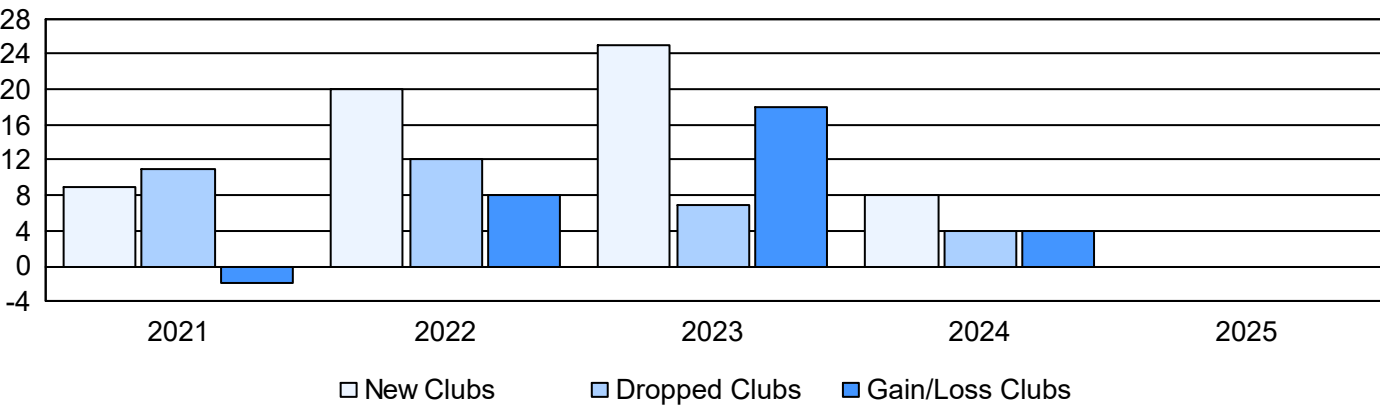
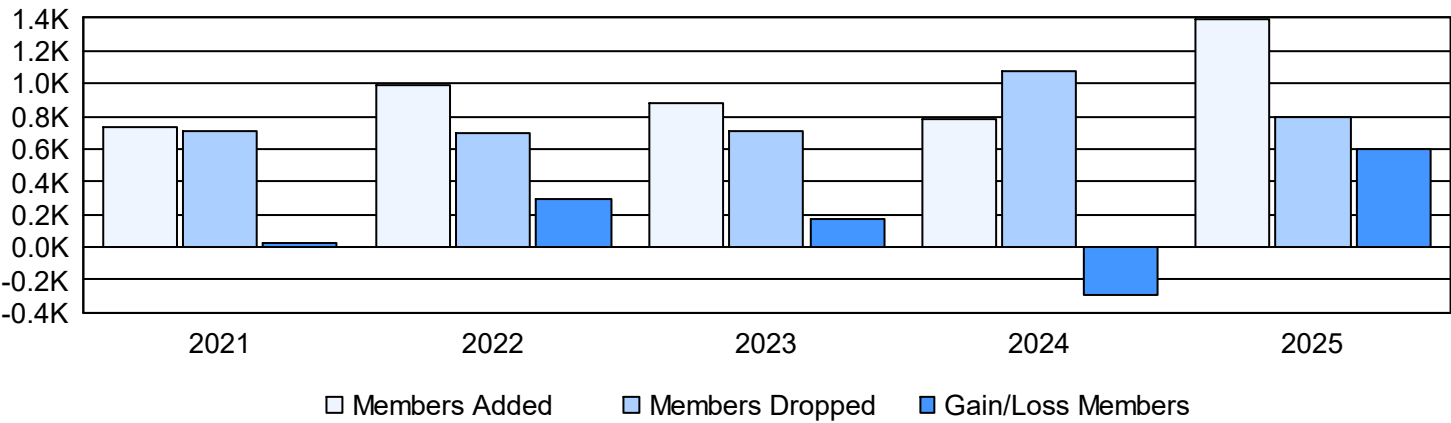


Year	New Clubs	Dropped Clubs	Gain/ Loss Clubs	New Members	Charter Members	Reinstate Members	Transfer Members	Total Member Added	Total Members Dropped	Gain/ Loss Members
2020-2021	9	11	-2	453	246	21	19	739	708	31
2021-2022	20	12	8	468	457	53	10	988	699	289
2022-2023	25	7	18	273	522	63	19	877	704	173
2023-2024	8	4	4	532	183	35	34	784	1,074	-290
2024-2025				650	109	130	500	1,389	792	597
Average	16	9	7	475	303	60	116	955	795	160

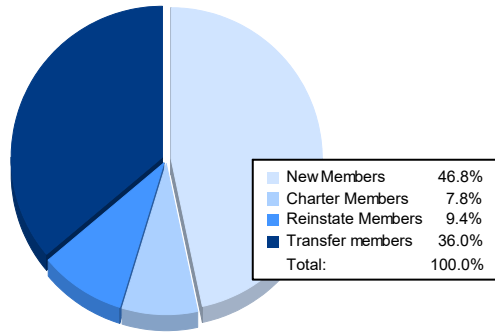
Clubs



Members



Membership Composition June 2025 Cumulative



Gender Composition June 2025 Cumulative

